



Assam Rifles

# Vote kaise karein

## Service Voters ke liye Guide

Army

Air Force

Armed Police Force of a State  
serving outside that state

Central Industrial  
Security Force

Navy

Indo Tibetan  
Border Force

Central Reserve Police Force

Army

Assam Rifles

GREF in Border Road  
Organisation

Coast Guard

Indo Tibetan Border Force

Army

GREF in Border Road  
Organisation

Coast Guard

Border Security Force

Navy

Government of India officials  
posted outside India

Assam Rifles

Air Force

Central Industrial  
Security Force

# Service Voters kaun hain

1

**Bharat ke  
Armed Forces**

2

**Army Act 1950 ke  
antargat Bal (Assam  
Rifles, CRPF, BSF, ITBF;  
GREF in Border Road  
Organisation; Central  
Industrial Security  
Force aadi)**

3

**Jo  
Bharat  
sarkaar ke under  
niyukt ho lekin  
unki posting  
desh se bahar  
ho**

4

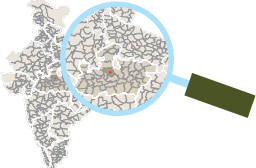
**State ke Armed Police  
Force jo us State se  
baahar posted ho**

**\*Yadi Service Voter ki patni, uske saath rehti hain to woh bhi Service Voters ki list  
mein register ho sakti hain**

**\*\*Maujooda kanoon ke anusaar mahila Service Voter ke pati ko yeh suvidha nahi hai**

# Voter List mein Registration

## Service Voter ke roop mein registration karwayein



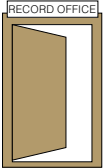
Apne permanent residence ke District/State mein apne constituency ka naam dhoonde




In Forms ki 2 copies bharein:

- ◆ Armed Forces ke liye **Form 2**;
- ◆ Armed Police Force ke liye **Form 2A**;
- ◆ Videsh mein posted sarkari adhikaariyo ke liye **Form 3**

Declaration bharein or ise Record Office ya Nodal Officer ke paas jamaa karayein



Service Voter ke form mein diye gaye declaration par Service Voter ki patni ko service voters ki list mein register kiya jaayega aur patni ko alag se form bharni ki zaroorat nahi hai





## Ya General Voter ke roop me registration karwayein



Yadi aap '**Peace Station**' par posted hain to aap wahan General Voter ki tarah registration karwa sakte hain

Yaani aap chahe to apne permanent residence par Service Voter baney reh sakte hain ya posting ki jagah par General Voter ban sakte hain



Voter ke roop mein register hone ke liye pehle Service Voter ke list se apna naam hatwayein.

Lekin, yaad rakhein ki agar aap pehle se Service Voter ke roop mein register hain, toh General Voter ke roop mein register hone ke liye pehle Service Voter ke list se apna naam hatwayein.


# Apna bahumulya Vote dalein: Postal Ballot ko kaise bharein

## Service Voter

Jab aapki constituency mein chunav honge, Returning Officer (RO) aapko postal ballot bhejenge. Postal ballot ke saath do lifaafe, ek declaration, vote daalne ke instructions bheje jaayenge



Postal ballot par apni pasand ke ummeedwaar ke naam ke saamne saaf nishaan X ya  $\checkmark$  lagaaye. Yadi woh nishaan aapke option ko clearly na dikhaye to aapka vote invalid ho jaayega



Postal ballot par postage stamp lagane ki zaroorat nahi hai. Dhyaan rakhein postal ballot votes ki ginti

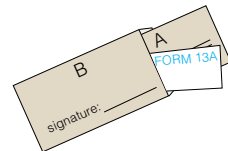
se pehle RO tak pahunch jani chahiye. Ginti ki tareekh instruction sheet me di jaayegi



Bada lifaafa band karne ke baad ise daak ya messenger se RO ko bheje.

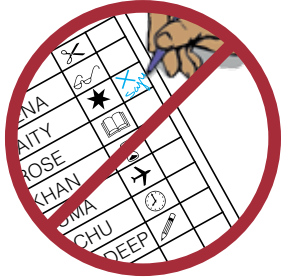


Is 'B' likhe lifaafe par di gayi jagah mein apne poore signature karein. Ballot paper pe diya gaya serial number chhote lifafe par di gayi jagah mein likhein (**Form 13B**), agar ye number RO ne apko ballot bhejne se pehle nahin likha hai.



Declaration aur ballot wale 'A' marked chhote lifaafe ko 'B' marked bade lifaafe me dalein jis par RO ka pata pehle se likha hoga.

Postal ballot par aur koi bhi nishaan, koi shabd ya signature na karein



Apna vote mark karne ke baad, postal ballot, 'A' mark waale chhote lifaafe me dalein; lifaafa band karein or seal karein



Adhikaari aapke signature ko attest karenge aur Declaration aapko waapis denge; apna postal ballot adhikaari ko na dikhayein aur na hi unhe batayein ki aapne kise vote kiya hai

Niyukt adhikaari ke saamne **Form 13A** mein declaration par signature karein. Postal ballot ka serial number Declaration mein di gayi jagah par likhna na bhoolein.

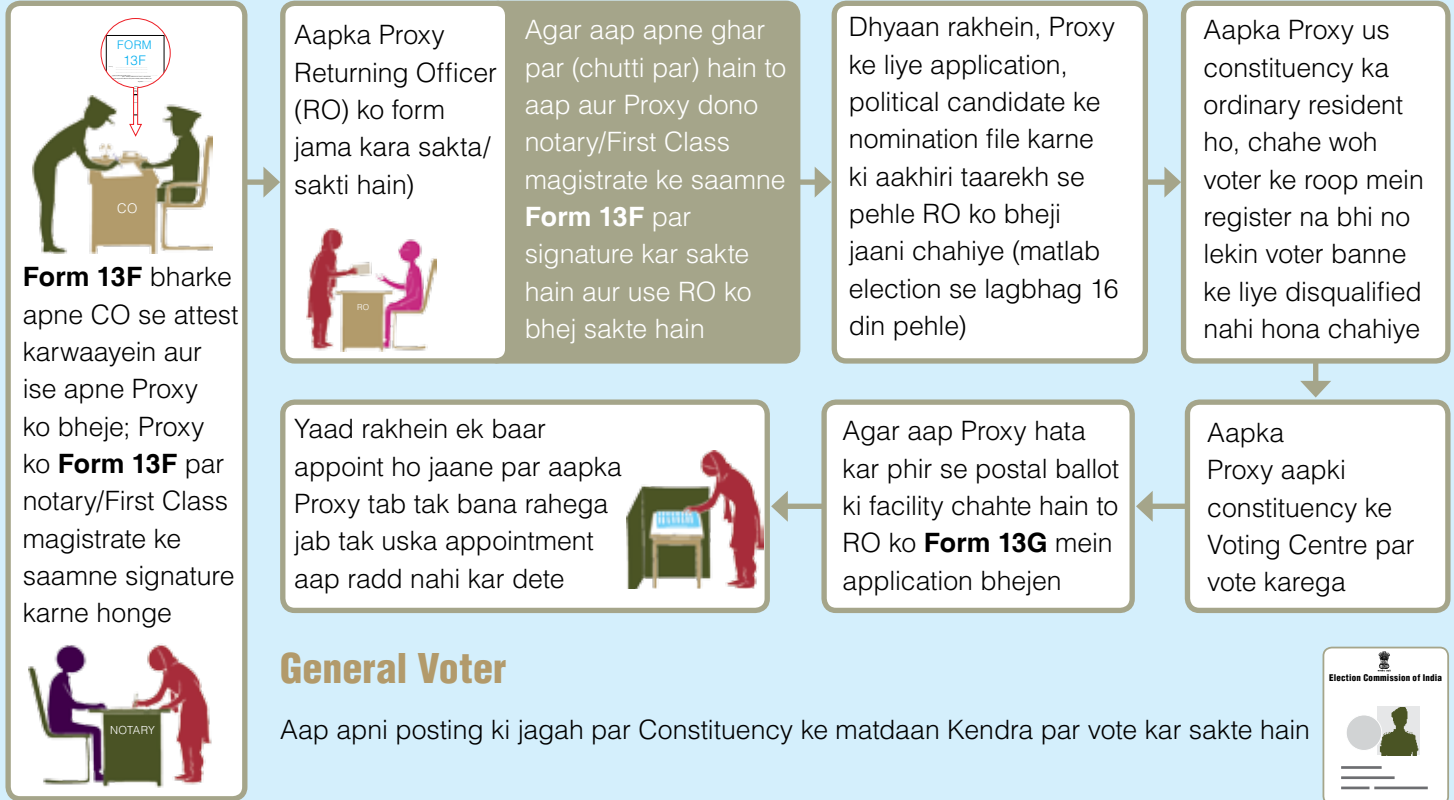


## Aapka vote invalid maana jaayega agar:

- ✓ Agar aap ek se zyada ummedwaar ke liye vote karte hain
- ✓ Agar aap do naam ke beech mein nishaan laga dete hain jo aapki pasand ko saaf nahi dikhata
- ✓ Agar postal ballot par aap apne signature kar dete hain ya koi word ya nishaan bana dete hain
- ✓ Agar lifaafa seal/chipkaaya nahi gaya hai
- ✓ Agar bada lifaafa kholne par declaration **Form 13A** nahi paaya jaaye
- ✓ Agar **Form 13A** mein declaration par aapke Signature nahi hain ya appointed officer ne attest nahi kiya hai

## Classified Service Voter

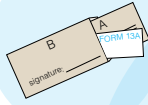
Agar aap Service Voter hain (matlab Armed Forces mein hain ya aisi force mein kaam karte hain jis par Army Act lagta hai) toh aap Classified Service Voter ke roop mein apne representative (Proxy) ke zariye bhi vote kar sakte hain, matlab aap apni jagah par kisi aur ko vote karne ke liye chun sakte hain




# Dhyaan rakhein



Jabki service voter ki patni, service voters ki list mein register ho sakti hain, pati/beta/beti ko service voters ki list mein register nahi kiya jaa sakta hai



Chhote lifaafe me kewal postal ballot hi rakhein, is mein declaration na daalein; chhote lifaafe ke saath declaration ko bade lifaafe mein dalein



Aap posting ki jagah pe General Voter ki tarah register ho saktein hain, agar woh jagah peace station hai, magar dhyaan rakhein



Kisi bhi vyakti ko ek se zyaada voters list mein register nahi kiya jaa sakta – jab aap Service Voter ke roop mein register karte hain to aapko declaration jama karna hoga ki aap General Voter ke roop mein registered nahi hain



**Isiliye aaj hi register karein taaki aap agle chunav mein vote kar sakein!**



1950 mein sthaapit, **Bharat Nirvachan Aayog** Rashtrapati, Up-Rashtrapati ke padon, Sansad aur Rajya Vidhaan Sabhaao ke chunaav ki poori prakriya ko manage karta hai. Chunav Aayog political parties ko register karta hai, electoral roll banata aur samay samay par update karta hai aur candidates ke nomination aur election campaign ki nigrani karta hai. Iske saath saath SVEEP programme ke zariye duniya ki doosri sabse adhik aabaadi ki jaagrook aur sakriya chunav sahbhagita bhi sunishchit karta hai.

**Bharat ka Sanvidhan** ling, dharma, jaati, shiksha, aarthik, samajik stithi aur jagah ke bhedbhaav ke bina har yogya naagrik ko vote ka adhikaar deta hai aur har ek vote baraabar maayne rakhta hai. Isiliye sabhi naagriko ke liye yeh zaroori hai ki voh chunaav prakriya mein sakriya roop se hissa lein aur voting ke adhikaar ka istemaal karke anya adhikaaron ko chunein.

**Systematic Voters' Education & Electoral Participation (SVEEP)** programme election process ke bare me naagriko, nirvachako aur Voteron ko shikshit karne ke saath-saath is prakriya me logo ki participation ko badhaata hain. SVEEP in teen neetiyo par aadharit hai:

**SOOCHNA:** registration aur voting process ke sambandh me 'kya' 'kab' 'kahan' aur 'kaise' ke bare mein soochna dena.

**PRERNA:** Logo me prerna ki kami ko door karna aur 'kyun' sambandhi jigyaasa ka jawaab dena.

**SUVIDHA:** Nirvachan sahbhaagita ko saral, suvidhajanak aur anukhool banana.

## Sampark karein:

Aap **www.eci.nic.in** par form download kar sakte hain; aur elections related sabhi information paa sakte hain. National Voter Service Portal **www.nvsp.in** par online registration ki suvidha ke saath-saath aur kai service di gayi hain, **www.ecisveep.nic.in** par online competition me bhaag le kar prizes jeet sakte hain.



## Systematic Voters' Education & Electoral Participation (SVEEP)

Election Commission of India

Nirvachan Sadan, Ashoka Road

New Delhi-110001

Telephone: 011-23717391-98 ext. 283, 314, 436