

**AERO**

# ERONET Home Page

ERONET

[Home](#) [Feedback](#) [Contact Us](#)

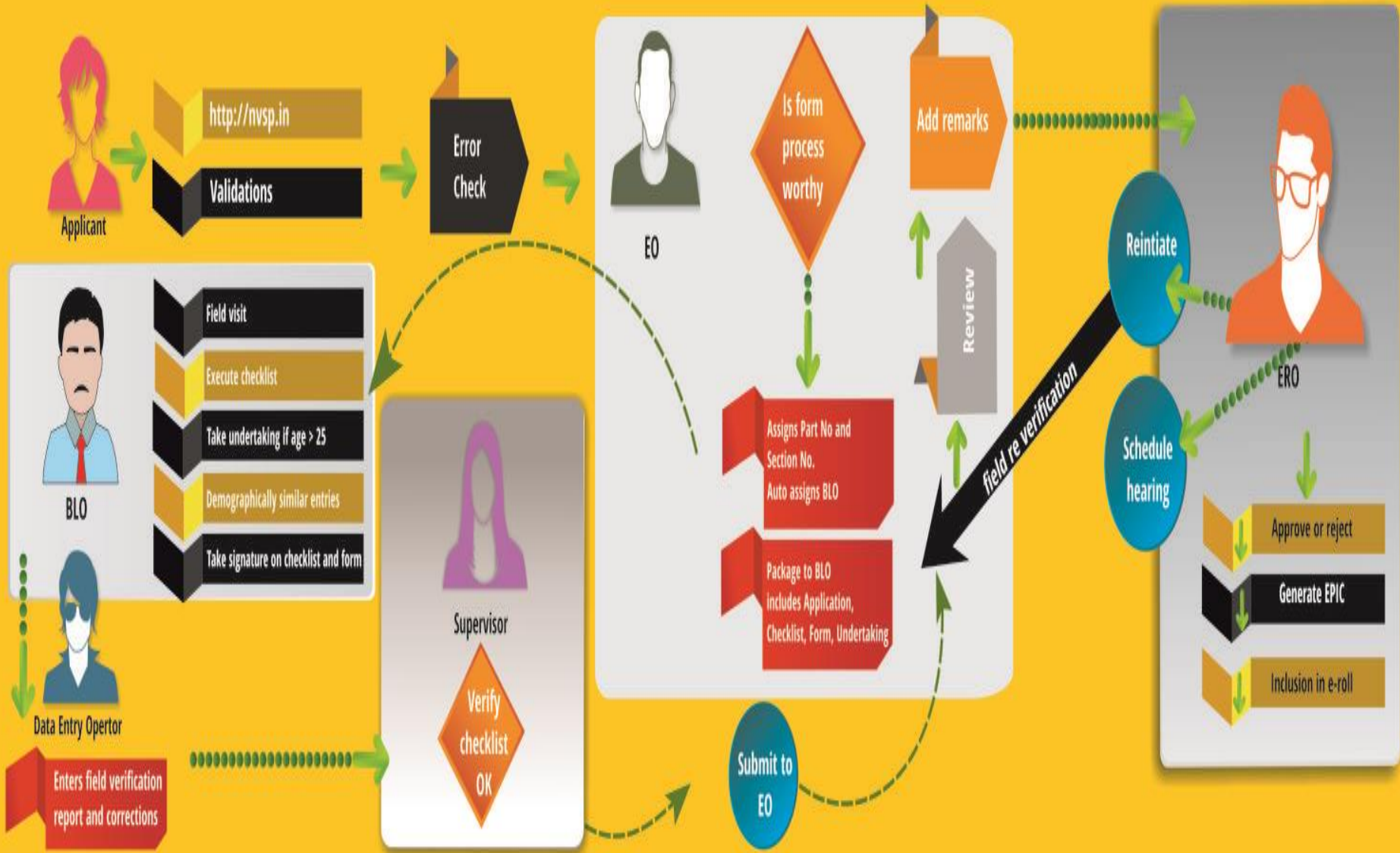


## Sign In

[Reset](#)

[Log In](#)





# AERO (Election In-charge at Tehsil/Taluk level)

- ✓ Electoral Roll
- ✓ Polling Station
- ✓ View Electoral Officer Details
- ✓ Marked and PWD Elector Summary
- ✓ Suo Moto Action for ERO
- ✓ Form Processing
  - Assign Part/Section
  - Request deletion to other ERO
  - Submission to ERO for Approval or Rejection
- ✓ Overseas Elector Summary

# AERO (Election In-charge at Tehsil/Taluk level)

Form Progress Status



Highlights



Alerts



Important Indicators



Electoral Roll



Polling Station



Electoral Officers Detail



Marked and PWD Electors  
Summary



SUO moto Action for ERO



Form Processing



PWD Requests



Overseas Elector Summary

# AERO (Election In-charge at Tehsil/Taluk level)

Home > Form Processing



Assign Part / Section / BLO

Assigned: **NA** To Be Assigned: **NA**



Request deletion to other ERO

Sent: **NA** To Be Sent: **NA**

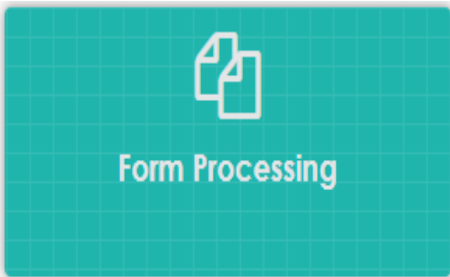


Submission to ERO

Submitted: **NA** To Be Submitted: **NA**

# Assignment of BLO, Part and Section

1



2



3

Submitted Forms interface showing a table of submitted forms. The table has columns: Sr. No., Form Reference, Part No., Sr. No. in Part, Name, Submission Date, Status, and Process. Two forms are listed.

| Sr. No. | Form Reference | Part No. | Sr. No. in Part | Name         | Submission Date | Status    | Process |
|---------|----------------|----------|-----------------|--------------|-----------------|-----------|---------|
| 1       | OSQ014811146   | 125      | 935             | KAMLESH Rani | 03/08/2021      | SUBMITTED | Process |
| 2       | OQQ565726856   | 142      | 527             | PALA RAM     | 03/08/2021      | SUBMITTED | Process |

Click on the 'Process' link

4

Form details screen for FORM 8 Submitted Online. Reference number: OQQ565726856. The screen displays personal details, a checklist of correct particulars, and options to update part and serial number or assign BLO.

**Form 8 : OQQ565726856**

Name : PALA RAM  
Part No : 142 Sr. No. : 527  
DOB : Age : Mobile No. : +919588320905 Email Id :

The correct particulars in entry to be corrected

|               |      |               |      |
|---------------|------|---------------|------|
| Name          | : -- | Gender        | : -- |
| RIn Name      | : -- | RIn Type      | : -- |
| DOB           | :    | Age           | : -- |
| Street / Area | : -- | Village/ Town | : -- |
| Post Office   | : -- | Pin Code      | : -- |

+ Show ERoll Details

Update Part and Serial Number

Part / Section / BLO Details

Part: 142-AJRANA KALAN BLO Name: -- Select BLO -- Assign

Open/Download Checklist Section Details 1-Ajrana Kalan

Generate Checklist

This screen shows the different stages of the form and also allows AERO to assign BLO, Part & Section.

# Assignment of BLO, Part and Section

Please Assign Part / BLO / Section

✓ प्रस्तुत on 23-04-2017    ✓ बीएलओ नियुक्ति    ✓ फील्ड सत्यापित    ✓ स्वीकृत / अस्वीकृत

**प्रपत्र का विवरण**      प्रपत्र 6 प्रस्तुत      ऑनलाईन      Ref no: OHM511527764

|             |                       |                  |                    |
|-------------|-----------------------|------------------|--------------------|
| नाम         | : JYOTI               | लिंग             | : F                |
| आरएलएन नाम  | : RAMESHWAR           | संबंधी का प्रकार | : F                |
| जन्म तिथि   | : 18-05-1996          | आयु              | : 22               |
| मोबाईल नं.  | : +918376835119       | ई-मेल आईडी       | : NA               |
| हाऊस नंबर   | : A-5/42              | स्ट्रीट/ एरिआ    | : A-BLOCK POCKET-3 |
| विलेज/ टाउन | : SWARN JAYANTI VIHAR | पोस्ट ऑफिस       | : TIKRI KHURD      |
| पिन कोड     | : 110040              |                  |                    |

Applied for migration राज्य: DELHI      विधानसभा निर्वाचन क्षेत्र:      पिछला मतदाता फोटो पहचान पत्र संख्या:      **वितोपन अनुरोध भेजे**

**भाग/अनुभाग/ब्लू टैवत अधिकारी का विवरण**

भाग: **-- Select Part --**      बीएलओ का नाम: **-- Select BLO --**      निर्दिष्ट करें

भाग को खोजें +      अनुभाग संख्या: **-- Select Section No --**      निर्दिष्ट करें

**संतप्रक**

**फील्ड सत्यापन रिपोर्ट**

डेमोग्राफिक अती मंवीग रेकोर्ड्स      रिटैल्स

Part number is yet to be assigned

**आक्षेप**

**रिमाक्स**

पर्यवेक्षक की टिप्पणी:      उपलब्ध नहीं है

**संचालक**

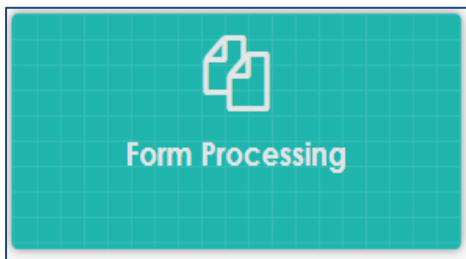
Details verified      Details incorrect

Activate Windows  
Go to PC settings t

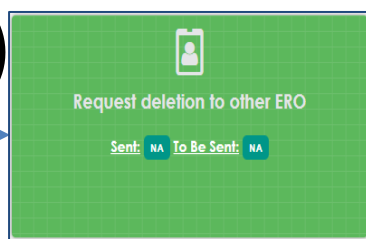


# Deletion request to/from other ERO

1



2



3

Click on 'To Be Sent' link.

The screenshot shows a web interface for viewing submitted forms. At the top, there are filters for "Form Type" (set to "Form6"), "Form Status" (set to "SUBMITTED"), and "Part No." (set to "-- Select Part --"). Below the filters, it says "Total Submitted Forms : 193". A table lists the forms with columns for Sr. No., Form Reference, Part No., Name, Gender, RIn Name, Submission Date, ERO Order Date, Status, and Process.

| Sr. No. | Form Reference | Part No. | Name           | Gender | RIn Name        | Submission Date | ERO Order Date | Status   | Process |
|---------|----------------|----------|----------------|--------|-----------------|-----------------|----------------|----------|---------|
| 1       | OOA705167935   | 123      | SHIVANI SHARMA | F      | RAHUL SHARMA    | 26/05/2017      | 18/12/2017     | ACCEPTED | Process |
| 2       | OCD008079537   | 91       | Savita Rani    | F      | Harish Kumar    | 22/06/2017      | 16/12/2017     | ACCEPTED | Process |
| 3       | OJ760964334    | 83       | Dilpreet Kaur  | F      | Gagandeep Singh | 13/07/2017      | 06/11/2017     | ACCEPTED | Process |

After clicking on 'To Be Sent' link, a list of submitted forms will be displayed on screen. By clicking the 'Process' link in the list, a form processing panel opens on screen which contain information about applicant's personal details, family details, field verification report.

4

The form details panel shows personal and family information for an applicant. It includes fields for Name, RIn Name, DOB, Mobile No., House No., Village/Town, Pin Code, Gender, RLN Type, Age, Email Id, Street/Area, Post Office, and Permanent Resident of J&K. Below this, migration details are shown, including State (S19 - Punjab), AC (53 - S.A.S. Nagar), Prev. EPIC (LGK2308864), and AERO-Name (Vikas Sharma) with AERO-Number (7508419556). A red "Send Deletion Request" button is visible.

|                           |                  |               |                      |
|---------------------------|------------------|---------------|----------------------|
| Name                      | : SHIVANI SHARMA | Gender        | : F                  |
| RIn Name                  | : RAHUL SHARMA   | RLN Type      | : H                  |
| DOB                       | : 28/06/1988     | Age           | : 29                 |
| Mobile No.                | : +917357403787  | Email Id      | : rhl1712@gmail.com  |
| House No.                 | : 769            | Street / Area | : SHIV TEMPLE STREET |
| Village/ Town             | : KHARINDWA      | Post Office   | : KHARINDWA          |
| Pin Code                  | : 136135         |               |                      |
| Permanent Resident of J&K | : No             |               |                      |

Applied for migration  
State S19 - Punjab AC 53 - S.A.S. Nagar Prev. EPIC LGK2308864  
Place KHARINDWA

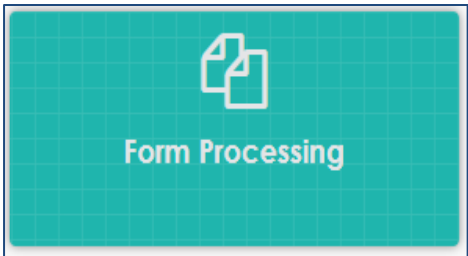
AERO-Name : Vikas Sharma AERO-Number : 7508419556

Send Deletion Request

If applicant has mentioned part IV (migration) details in the form, then it will be displayed on the form processing panel along with the 'Send Deletion Request' button for sending the deletion request to other ERO as the applicant is shifting from one AC to another AC. If deletion request is already sent, then its status is shown instead of the 'Send Deletion Request' button.

# Submission to ERO

1

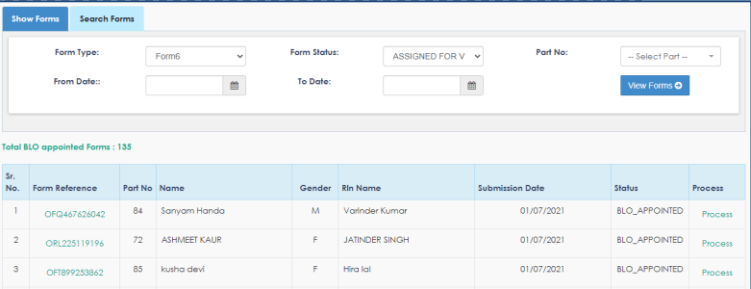


2

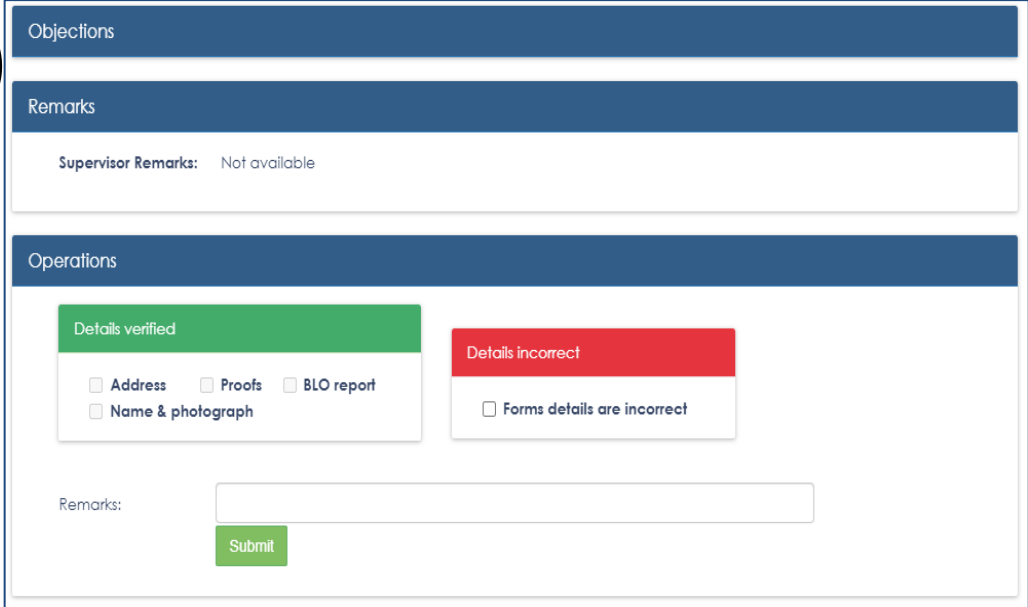


3

Form Status Drop Down can be changed. Click on Process Link



4



Click on the 'Process' link

AERO will check all the Details and enter the remarks. Then after clicking on submit, this form will be submitted to ERO.

# Submission to ERO

## Submission to ERO for Accept or Reject

Operations

Details verified

Address     Proofs     BLO report     Name & photograph

Details incorrect

Forms details are incorrect

Remarks:  ×

Activate Windows  
Go to PC settings

# Overseas Elector Summary

Home > Overseas elector summary

## Overseas Elector Summary Report

From :   To :   [View](#)

| AC Name        | NRI Elector count |        |    |       |
|----------------|-------------------|--------|----|-------|
|                | MALE              | FEMALE | TG | TOTAL |
| 1 - MANJESHWAR | 622               | 22     | 00 | 644   |

 [Export to csv](#)

